



Slimline sectional garage door in Western Red Cedar



## DecoWood® Garage Doors

**If you're ready to draw the line at average and reach for better call us today.**

To locate Steel-Line branches across Australia call: **1300 427 243** or visit [steel-line.com.au](http://steel-line.com.au)

Bold, beautiful and truly inspiring, Steel-Line's innovative range of DecoWood® sectional garage doors combines the look and feel of genuine timber with the strength and security of steel. The result is a range of sectional garage doors which gives your home the stylish look of a timber garage door without the price tag and extensive maintenance requirement. There are plenty of imitators on the market, but only a DecoWood® sectional garage door looks authentic, even up close.

### Design Innovation

There are many factors working against using timber in buildings, causing it to age prematurely and become expensive for the home owner to maintain.

Exposure to sunlight fades the colour of the wood, regular sanding and staining becomes costly and time consuming. Splitting and rotting are inevitable.

### It really does look like timber.

It's hard to imagine a timber finish like this could be anything but the real thing. That's because we use a unique manufacturing process to create durable marine grade powder coating and an incredibly natural three-dimensional timber finish on high quality steel. Unlike timber, DecoWood® garage doors won't warp, shrink, splinter or rot. They require little maintenance\*, and unlike the trees that were saved to create your DecoWood® garage door, they are also completely impervious to termites.



## The strength of Australian steel.

Made from only the best quality Australian products such as BlueScope® Steel, our DecoWood® sectional garage doors offer all the security and peace of mind that you have come to expect from Steel-Line garage doors. Proudly manufactured right here in Australia, DecoWood® sectional garage doors are built tough enough to endure the extremes of Australia's harsh weather conditions. They are ideal for coastal properties with their marine grade powder coating.

## Profiles



Slimline (SF\* or TF)



Flatline (SF\* or TF)




Glacier (SF\* or TF)




Ranch# (TF)




Heritage# (TF)



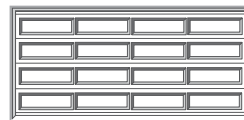
A sleek and contemporary design that adds to the appeal of any modern home.



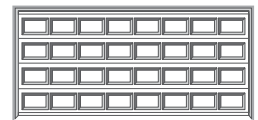
A minimalist, contemporary design that adds huge street appeal to any home.



A modern slatted design which can be supplied with both a standard wood grain and a smooth finish.



A rectangular design that complements the look of any new or renovated home. This door looks great with a customised window panel.



A traditional design that is popular among colonial and country style homes. Window panels can be added to this door to add to its appeal.

**TF:** Textured finish.    **SF:** Smooth finish.    **#:** Windows can only be fitted to Ranch or Heritage designs in standard Colorbond® colours.




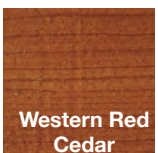





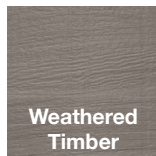

\*: Smooth finish is available in the Savannah range at premium pricing.

## A range of great colours at an affordable price.

DecoWood® garage doors are available in a choice of 12 timber hues which are applied using powder coating and special polymers in a process exclusive to Steel-Line. Designed with value for money and quality in mind, our DecoWood® garage door is the solution that gives home owners the timber look at almost half the cost of an actual timber garage door.



## Colours



**NOTES:** The colours shown are a guide only. The limitations of printing processes make extremely accurate matches impossible. We strongly recommend comparing your choice with actual samples.

As the DecoWood® finishes are designed to look like timber, variations in colour may be evident. Additionally, Steel-Line reserves the right to vary or delete colours without notice.

\*In non-corrosive environments, only an occasional wash down with warm soapy water and rinse is required. In corrosive environments such as near the ocean, all steel garage doors require more frequent and robust maintenance.

Proudly distributed by: